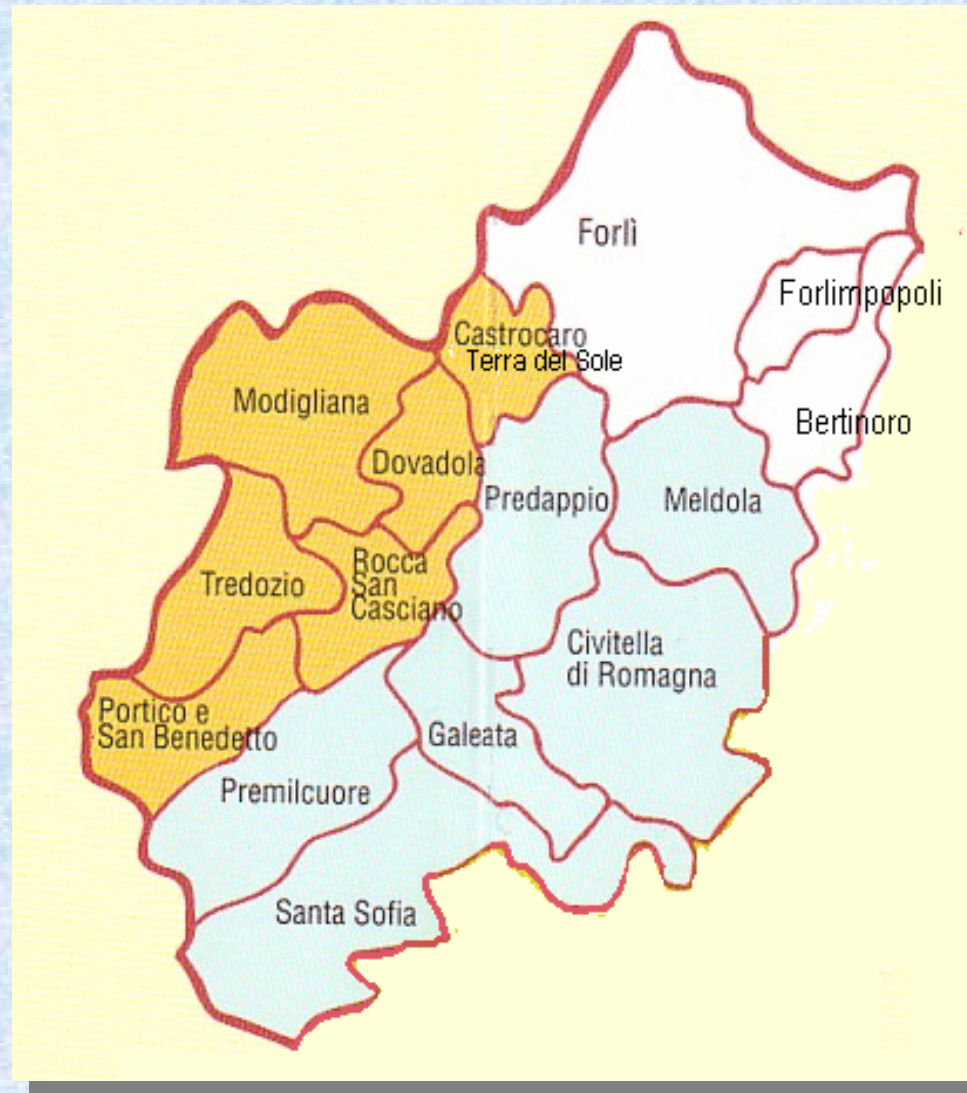


popolazione ultra 60enne

O
i
r
a
d
o
r
i
c



F
o
r
l
i
v
e
s
e

Dati: 2006


Iscritti allo SPI

Tab. 1

Tab. 2


BERTINORO

TOTALE ultra 60enni
Residenti= 2.522
Iscritti SPI= 982




Così ripartiti:

Maschi ultra 60enni
Residenti= 1.136
Iscritti SPI= 483



Femmine ultra 60enni
Residenti= 1.386
Iscritte SPI= 499



inizio

BERTINORO

Iscritti SPI= 982

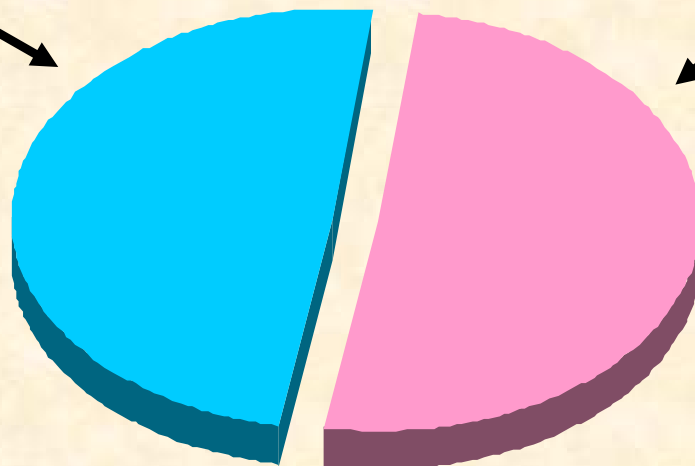
Maschi 483

Femmine 499

49%

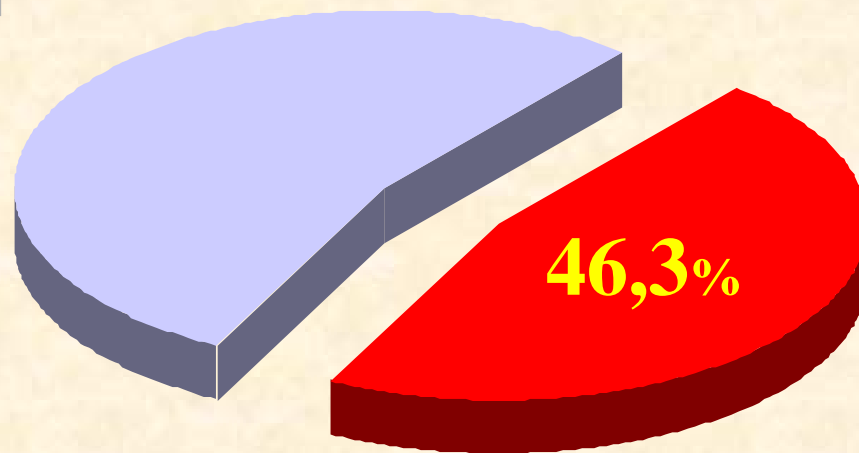
51%

inizio



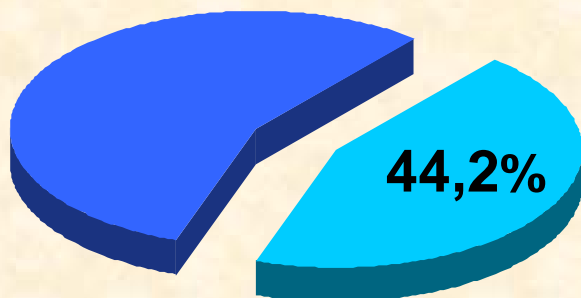
CASTROCARO TERRA DEL SOLE

TOTALE ultra 60enni
Residenti= 1.814
Iscritti SPI= 839

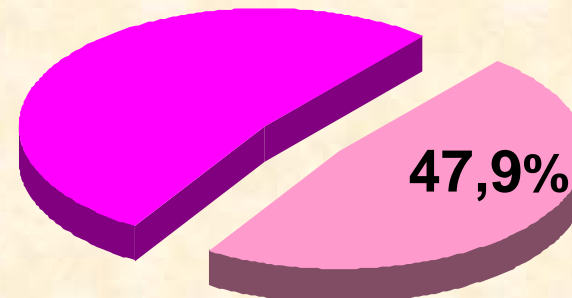


Così ripartiti:

Maschi ultra 60enni
Residenti= 810
Iscritti SPI= 358



Femmine ultra 60enni
Residenti= 1.004
Iscritte SPI= 481



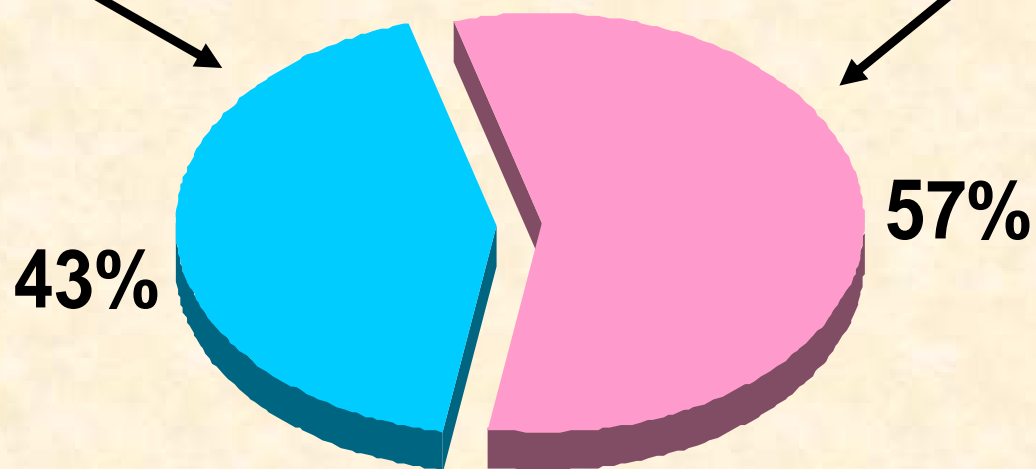
inizio

CASTROCARO TERRA DEL SOLE

Iscritti SPI= 839

Maschi 358

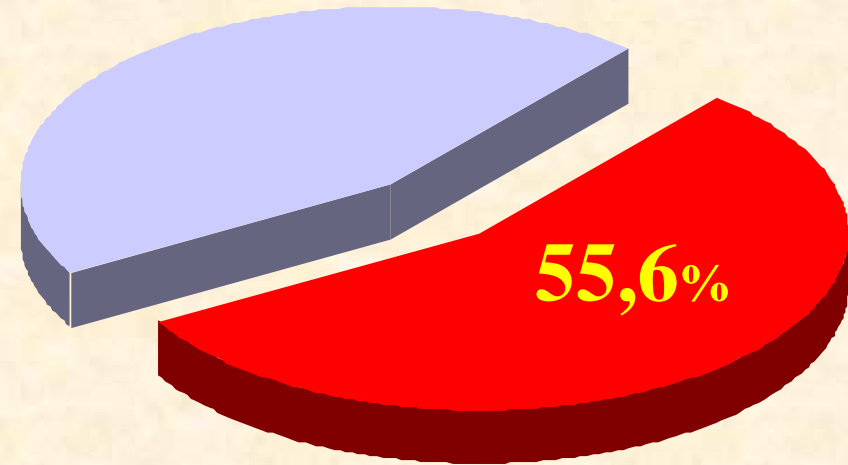
Femmine 481



inizio

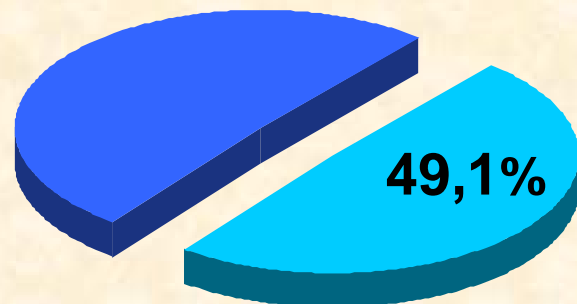
CIVITELLA

TOTALE ultra 60enni
Residenti= 1.123
Iscritti SPI= 624

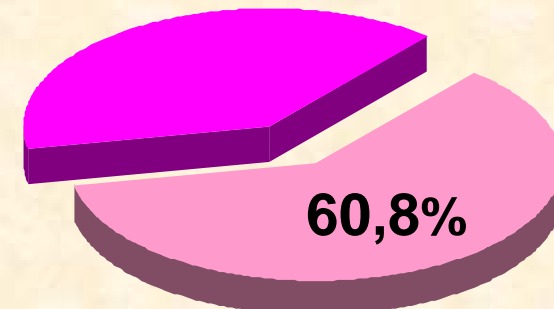


Così ripartiti:

Maschi ultra 60enni
Residenti= 505
Iscritti SPI= 248



Femmine ultra 60enni
Residenti= 618
Iscritte SPI= 376



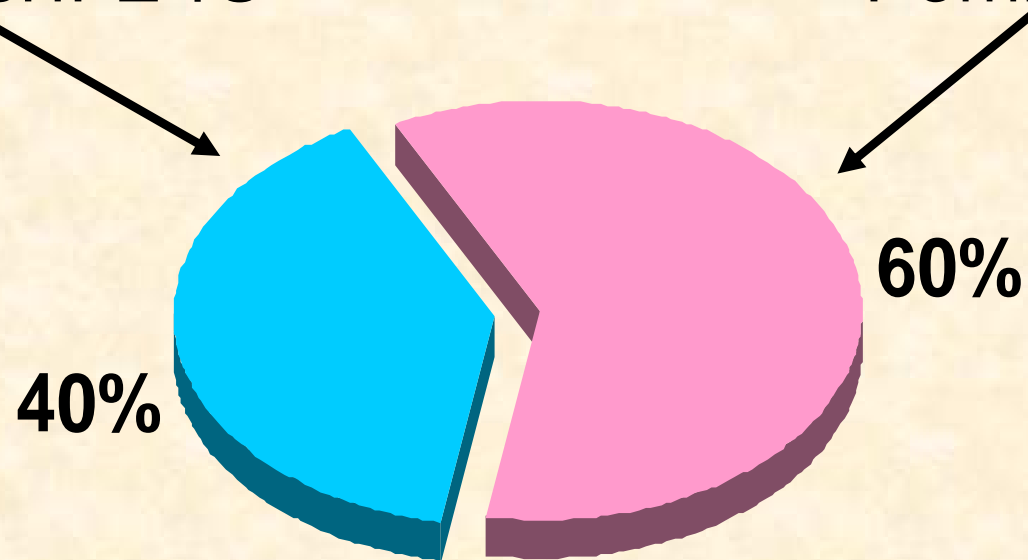
inizio

CIVITELLA

Iscritti SPI= 624

Maschi 248

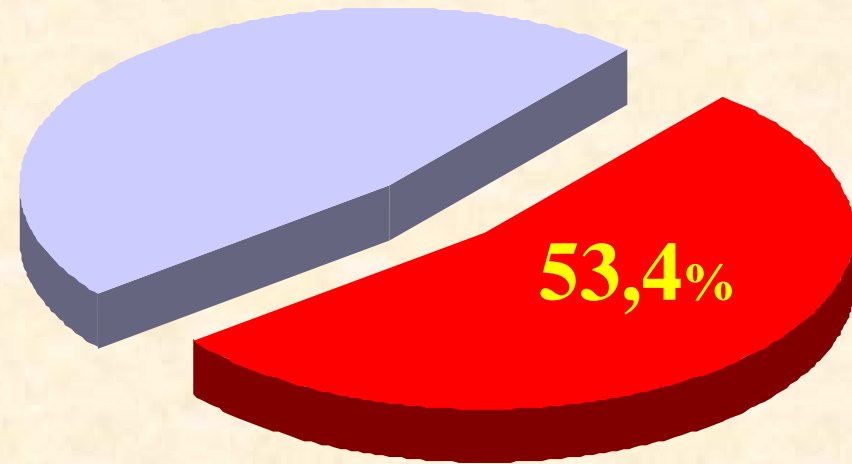
Femmine 376



inizio

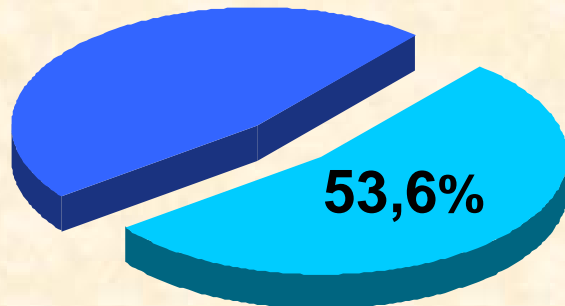
DOVADOLA

TOTALE ultra 60enni
Residenti= 511
Iscritti SPI= 273

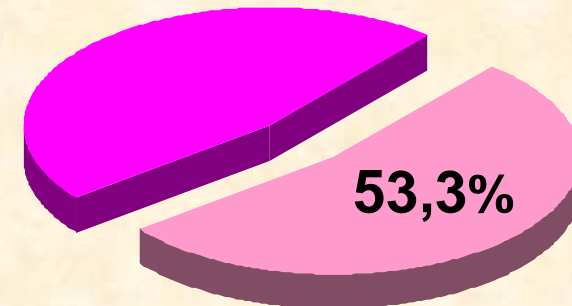


Così ripartiti:

Maschi ultra 60enni
Residenti= 226
Iscritti SPI= 121



Femmine ultra 60enni
Residenti= 285
Iscritte SPI= 152



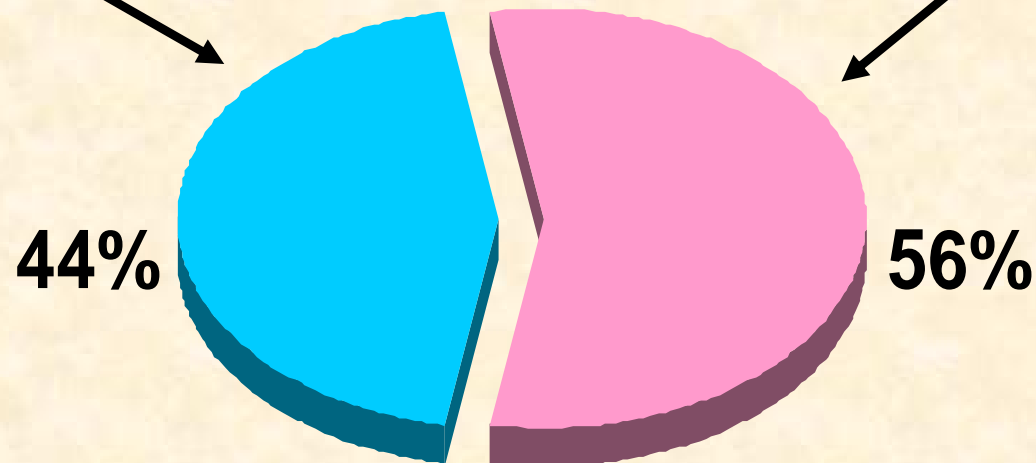
inizio

DOVADOLA

Iscritti SPI= 273

Maschi 121

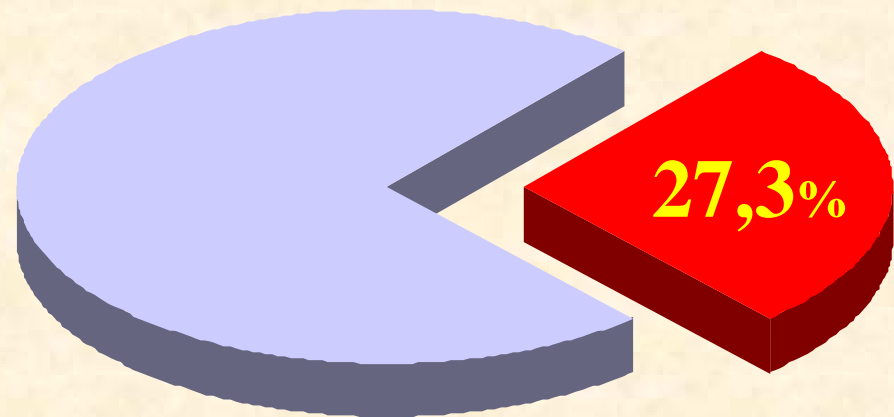
Femmine 152



inizio

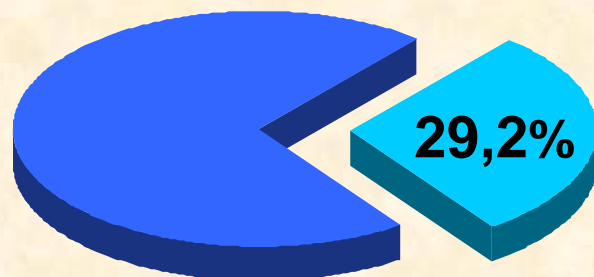
FORLÌ'

TOTALE ultra 60enni
Residenti= 33.721
Iscritti SPI= 9.191

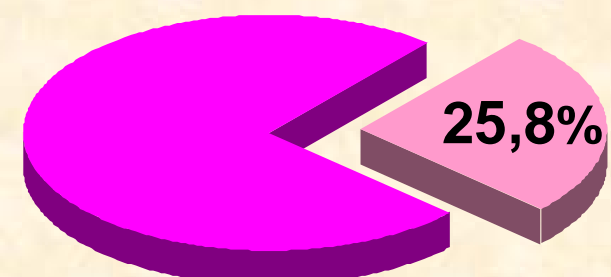


Così ripartiti:

Maschi ultra 60enni
Residenti= 14.514
Iscritti SPI= 4.234



Femmine ultra 60enni
Residenti= 19.207
Iscritte SPI= 4.957



inizio

FORLÌ'

Iscritti SPI= 9.191

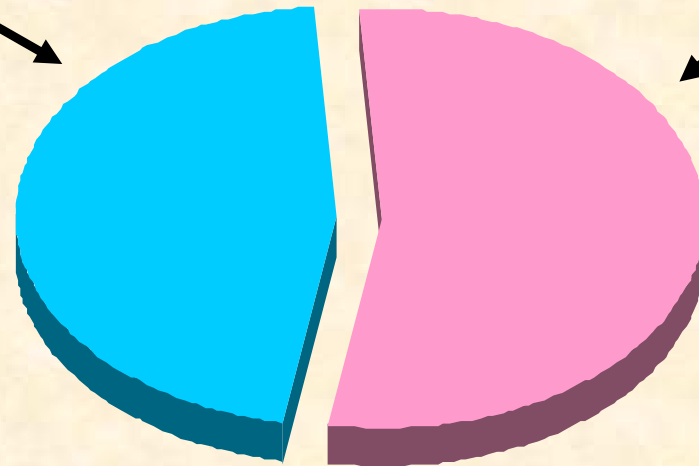
Maschi 4.234

Femmine 4.957

46%


54%

inizio




FORLIMPOPOLI

TOTALE ultra 60enni
Residenti= 3.451
Iscritti SPI= 1.292




Così ripartiti:

Maschi ultra 60enni
Residenti= 1.495
Iscritti SPI= 596



Femmine ultra 60enni
Residenti= 1.956
Iscritte SPI= 696



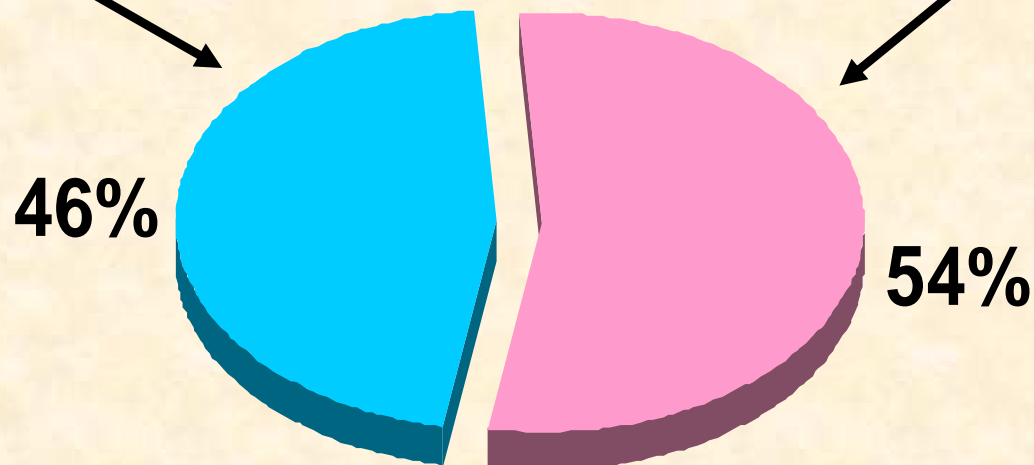
inizio

FORLIMPOPOLI

Iscritti SPI= 1.292

Maschi 596

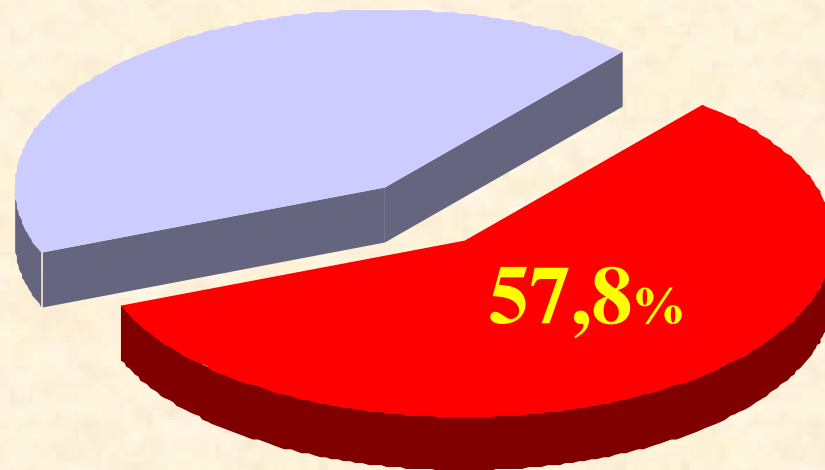
Femmine 696



inizio

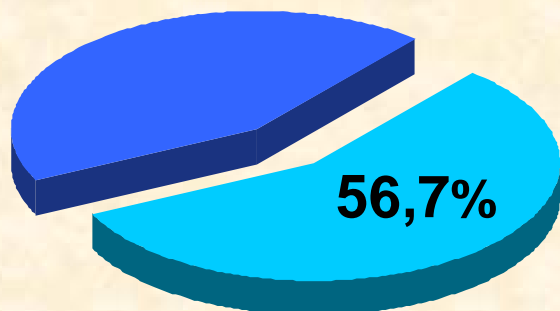
GALEATA

TOTALE ultra 60enni
Residenti= 678
Iscritti SPI= 392

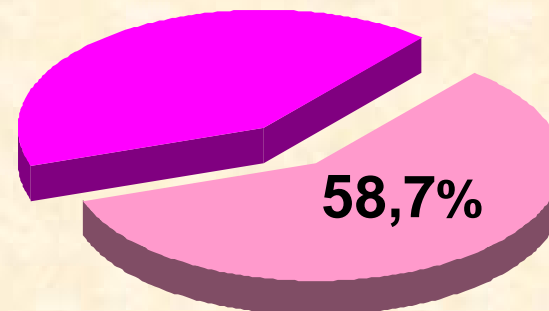


Così ripartiti:

Maschi ultra 60enni
Residenti= 305
Iscritti SPI= 173



Femmine ultra 60enni
Residenti= 373
Iscritte SPI= 219



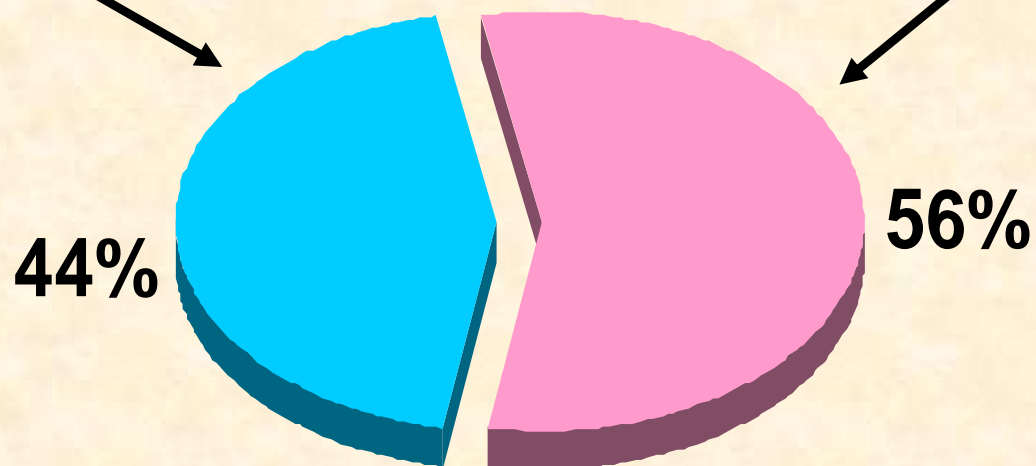
inizio

GALEATA

Iscritti SPI= 392

Maschi 173


Femmine 219



inizio


MELDOLA

TOTALE ultra 60enni
Residenti= 2.851
Iscritti SPI= 966

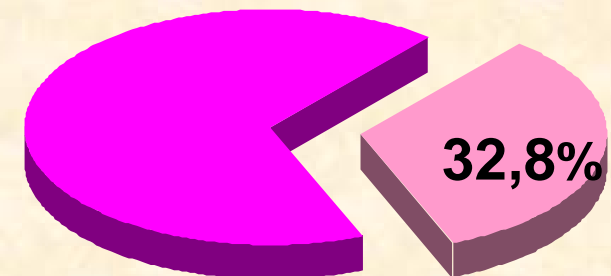


Così ripartiti:

Maschi ultra 60enni
Residenti= 1.248
Iscritti SPI= 440



Femmine ultra 60enni
Residenti= 1.603
Iscritte SPI= 526



inizio

MELDOLA

Iscritti SPI= 966

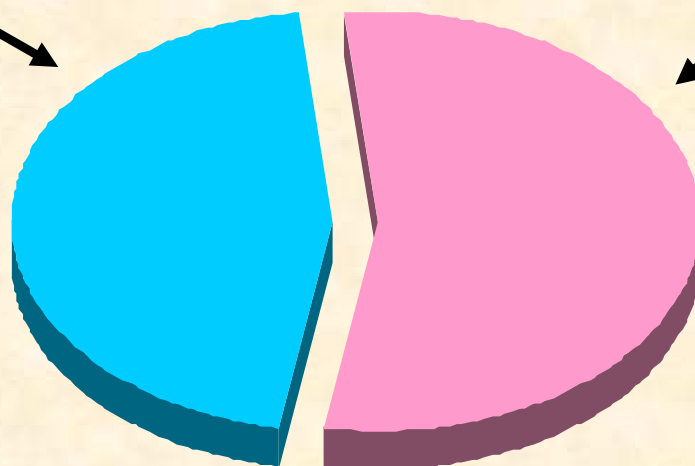
Maschi 440

Femmine 526

46%

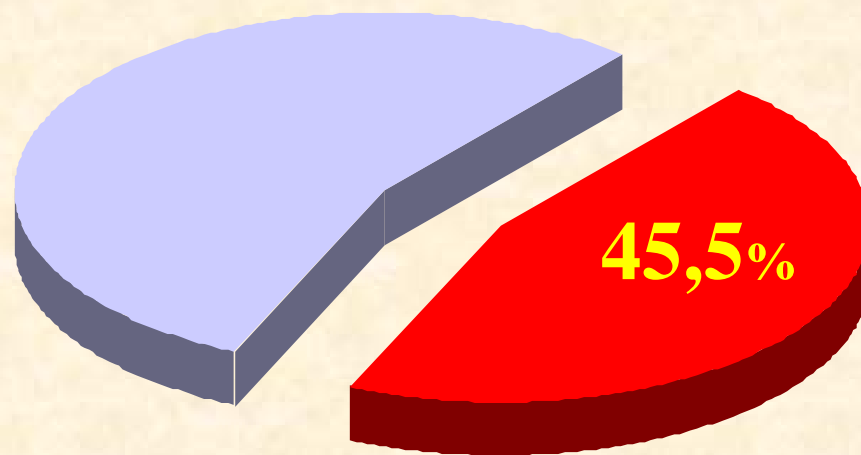
54%

inizio



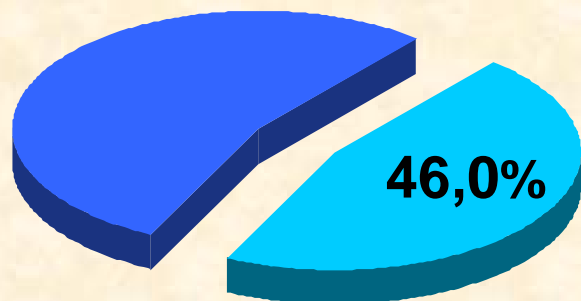
MODIGLIANA

TOTALE ultra 60enni
Residenti= 1.310
Iscritti SPI= 596

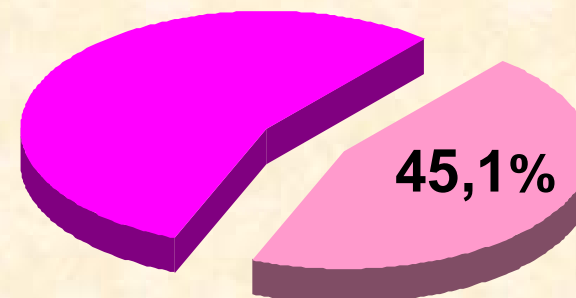


Così ripartiti:

Maschi ultra 60enni
Residenti= 589
Iscritti SPI= 271



Femmine ultra 60enni
Residenti= 721
Iscritte SPI= 325



inizio

MODIGLIANA

Iscritti SPI= 596

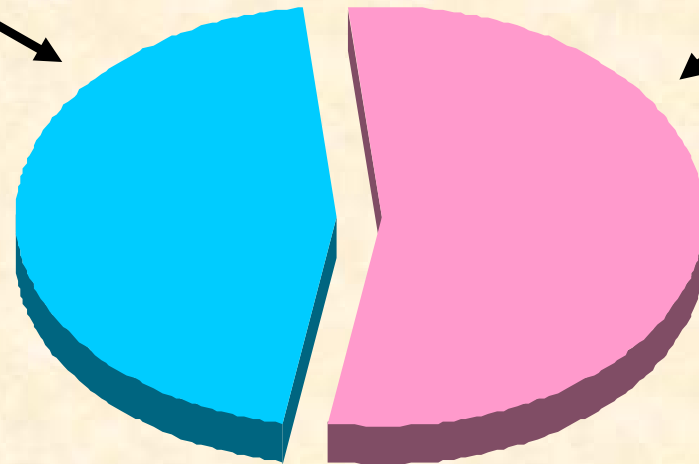
Maschi 271

Femmine 325

45%

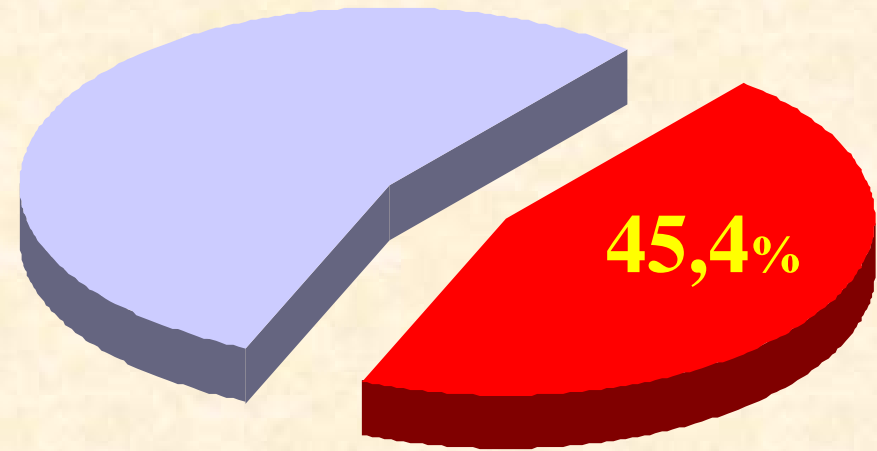
55%

inizio



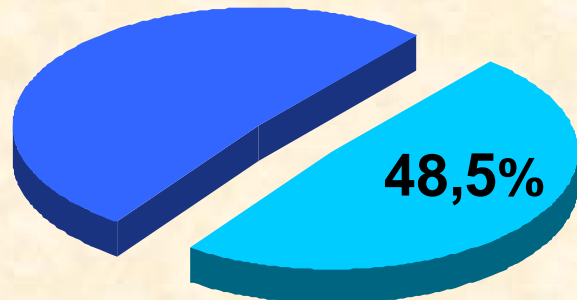
PORTICO S.BENEDETTO

TOTALE ultra 60enni
Residenti= 324
Iscritti SPI= 147




Così ripartiti:

Maschi ultra 60enni
Residenti= 136
Iscritti SPI= 66



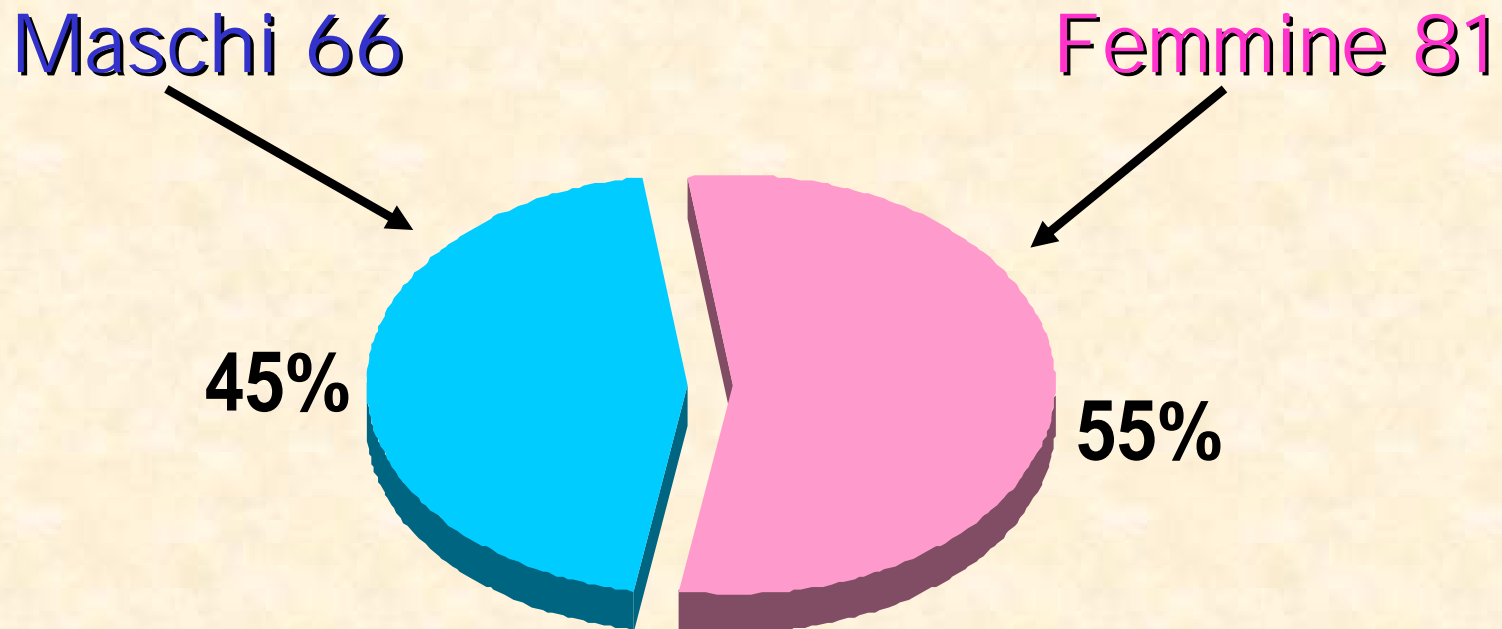
Femmine ultra 60enni
Residenti= 188
Iscritte SPI= 81



inizio

PORTICO S.BENEDETTO

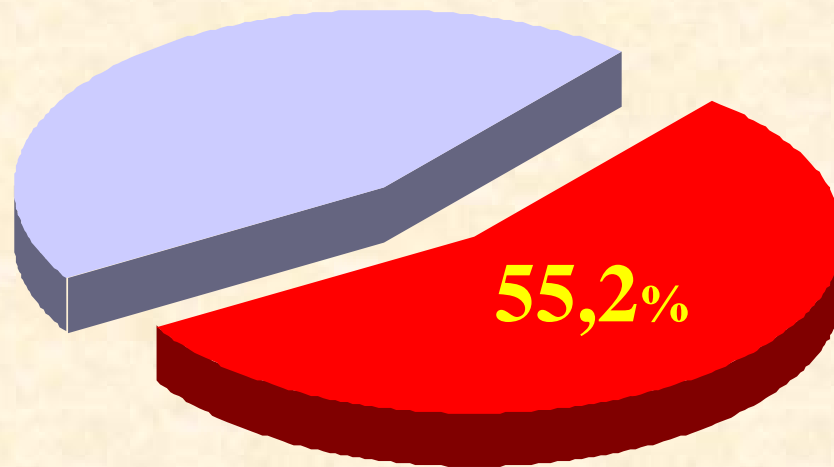
Iscritti SPI= 147



inizio

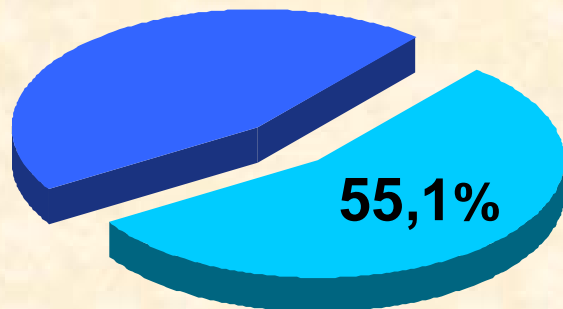
PREDAPPIO

TOTALE ultra 60enni
Residenti= 1.841
Iscritti SPI= 1.017

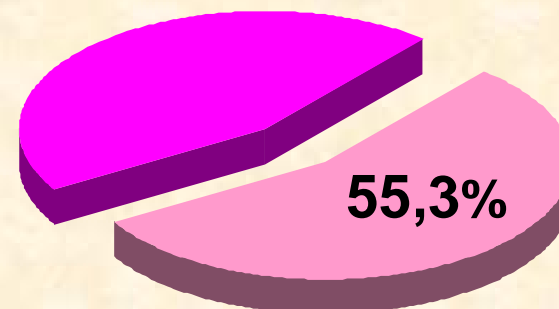


Così ripartiti:

Maschi ultra 60enni
Residenti= 860
Iscritti SPI= 474



Femmine ultra 60enni
Residenti= 981
Iscritte SPI= 543



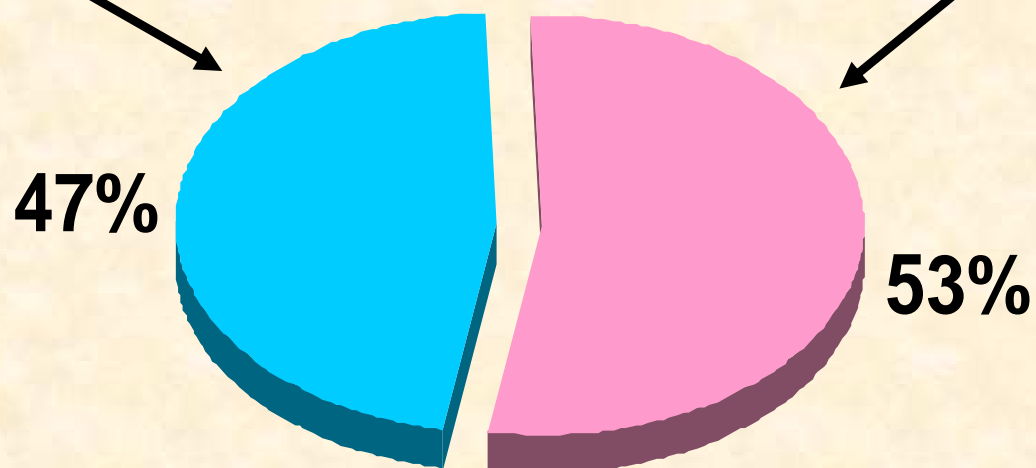
inizio

PREDAPPIO

Iscritti SPI= 1.017

Maschi 474


Femmine 543



inizio


PREMILCUORE

TOTALE ultra 60enni
Residenti= 350
Iscritti SPI= 131




Così ripartiti:

Maschi ultra 60enni
Residenti= 172
Iscritti SPI= 63



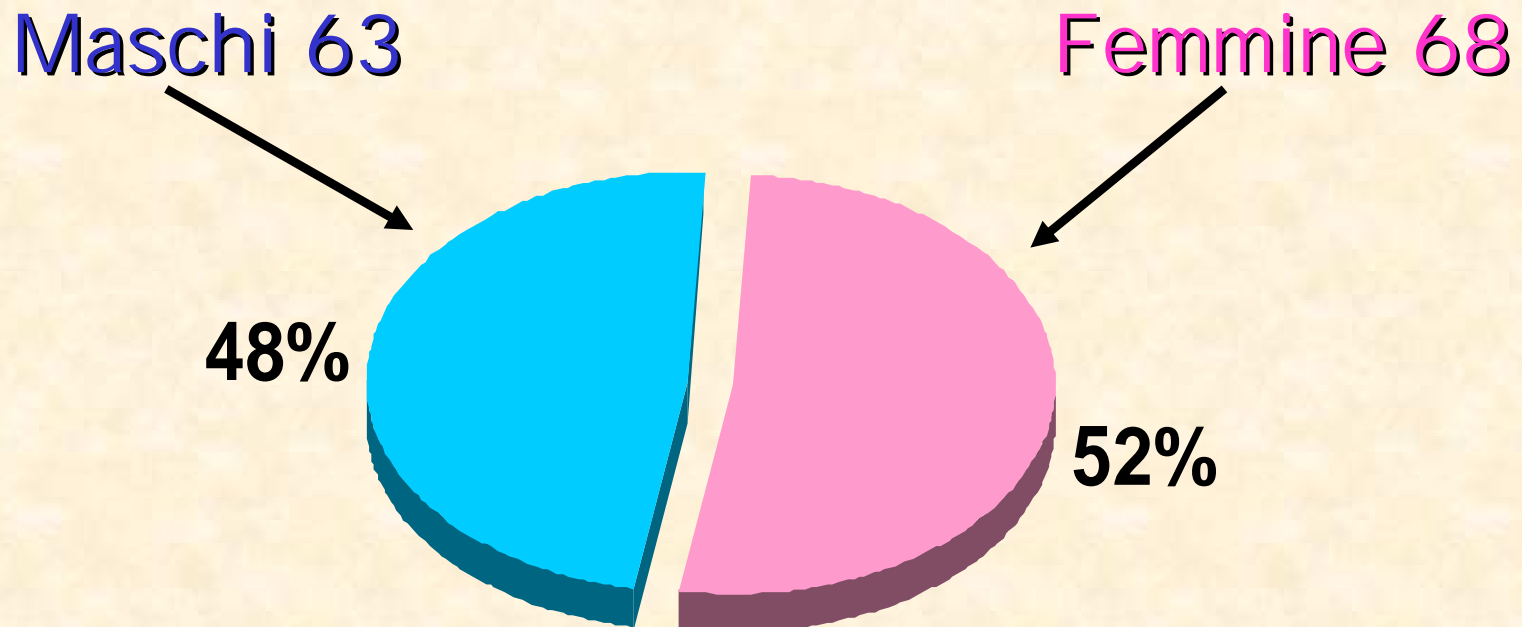
Femmine ultra 60enni
Residenti= 178
Iscritte SPI= 68



inizio

PREMILCUORE

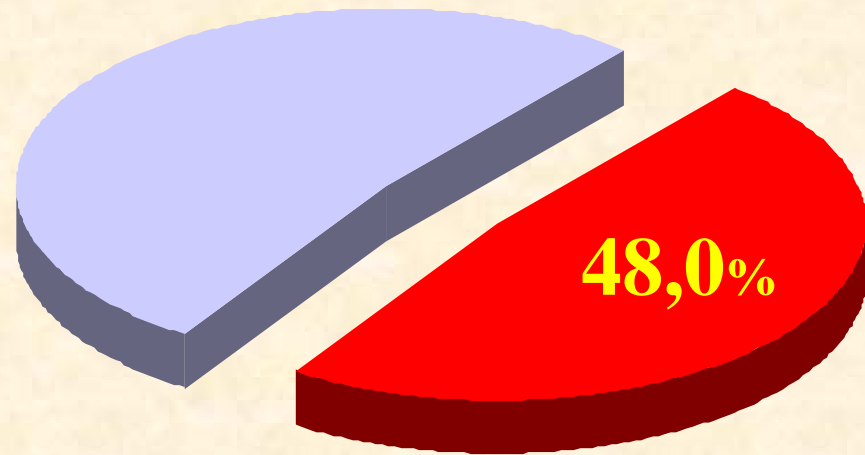
Iscritti SPI= 131



inizio

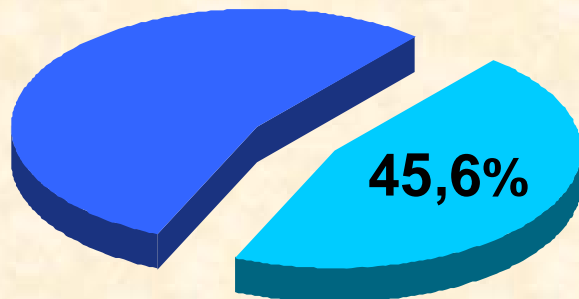
ROCCA S. CASCIANO

TOTALE ultra 60enni
Residenti= 679
Iscritti SPI= 326

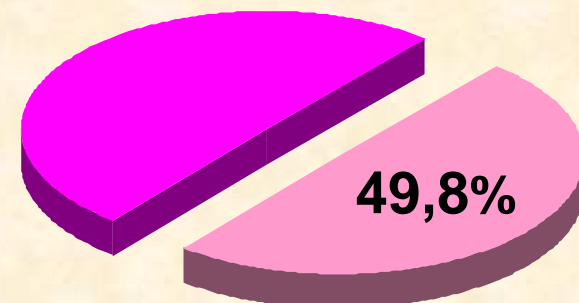


Così ripartiti:

Maschi ultra 60enni
Residenti= 283
Iscritti SPI= 129



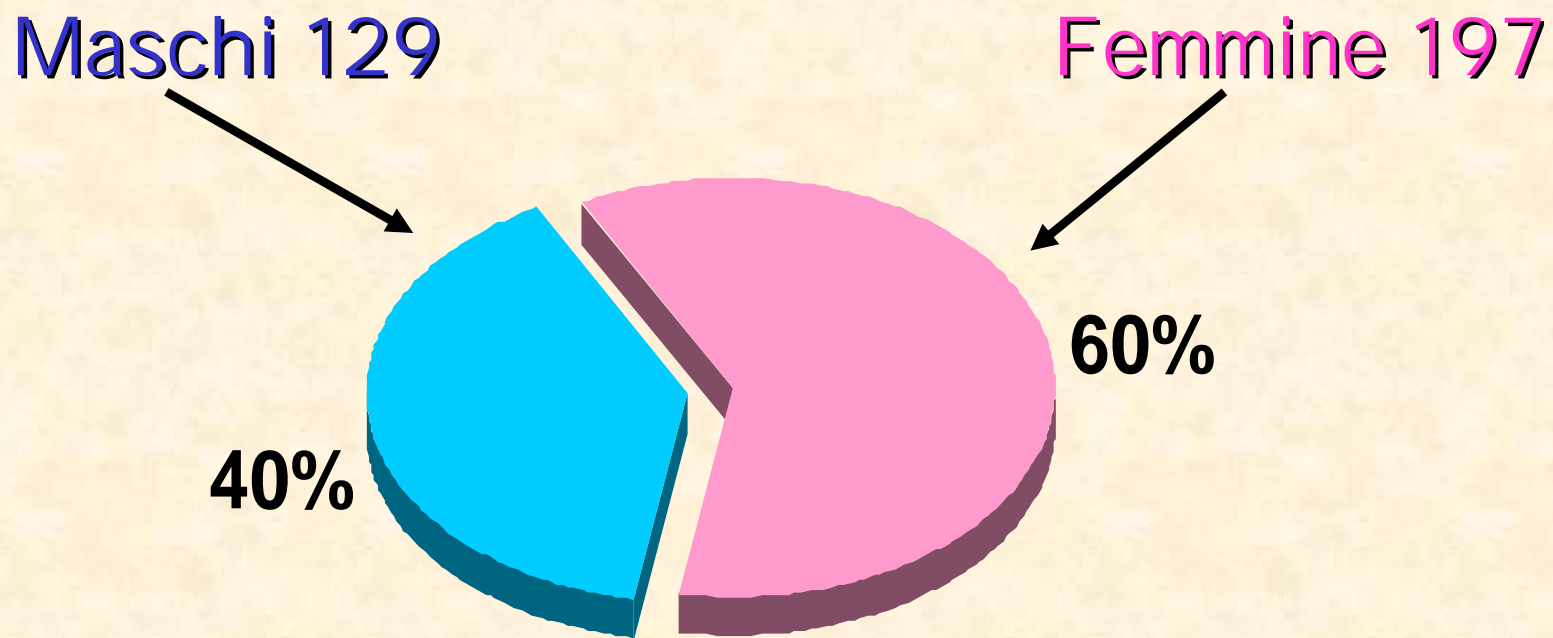
Femmine ultra 60enni
Residenti= 396
Iscritte SPI= 197



inizio

ROCCA S.CASCIANO

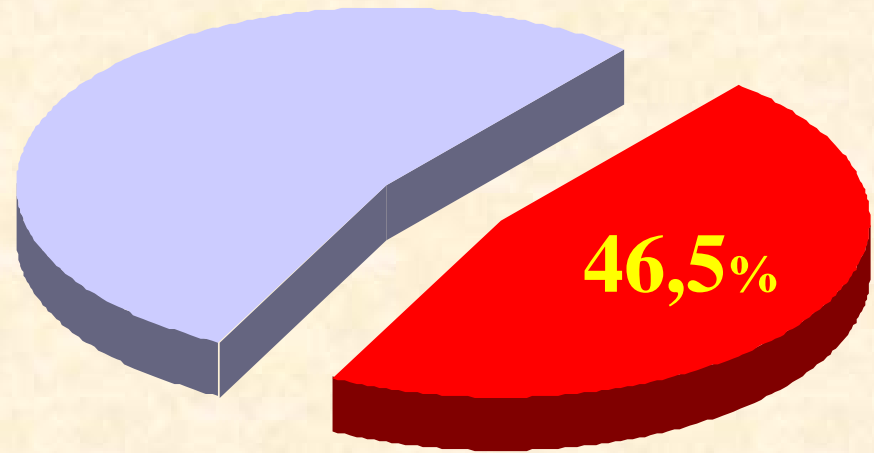
Iscritti SPI= 326



inizio

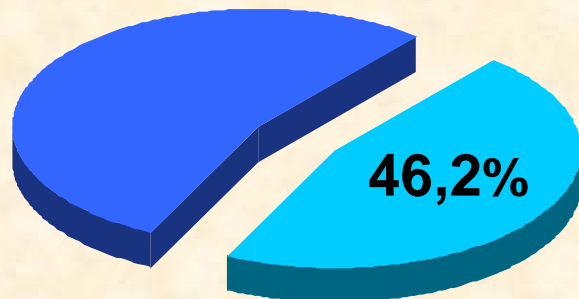
S.SOFIA

TOTALE ultra 60enni
Residenti= 1.383
Iscritti SPI= 643

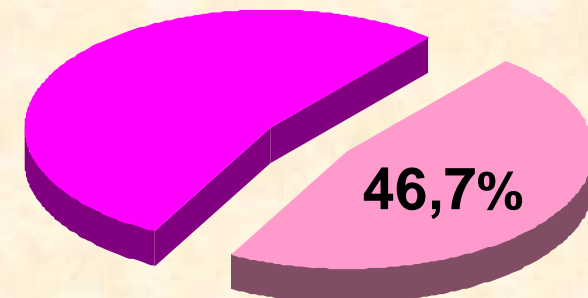


Così ripartiti:

Maschi ultra 60enni
Residenti= 606
Iscritti SPI= 280



Femmine ultra 60enni
Residenti= 777
Iscritte SPI= 363



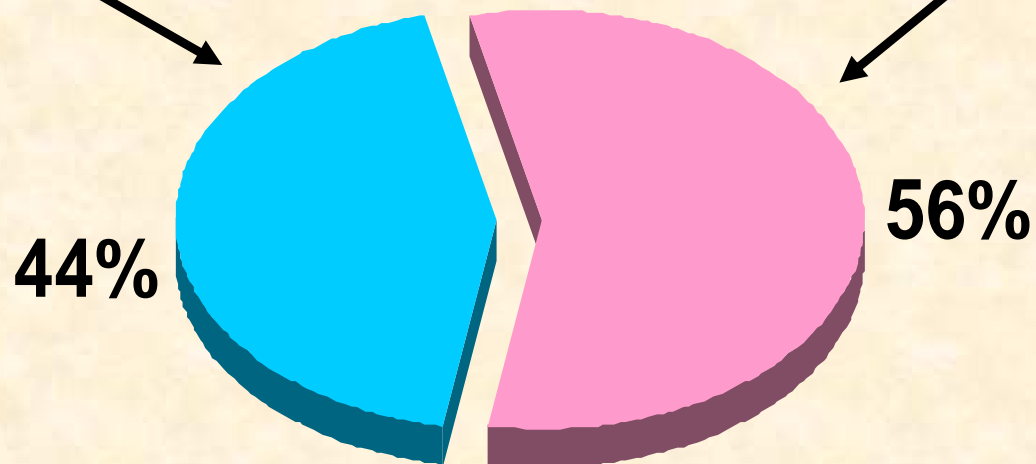
inizio

S.SOFIA

Iscritti SPI= 643

Maschi 280


Femmine 363



inizio


TREDOZIO

TOTALE ultra 60enni
Residenti= 486
Iscritti SPI= 158




Così ripartiti:

Maschi ultra 60enni
Residenti= 209
Iscritti SPI= 80



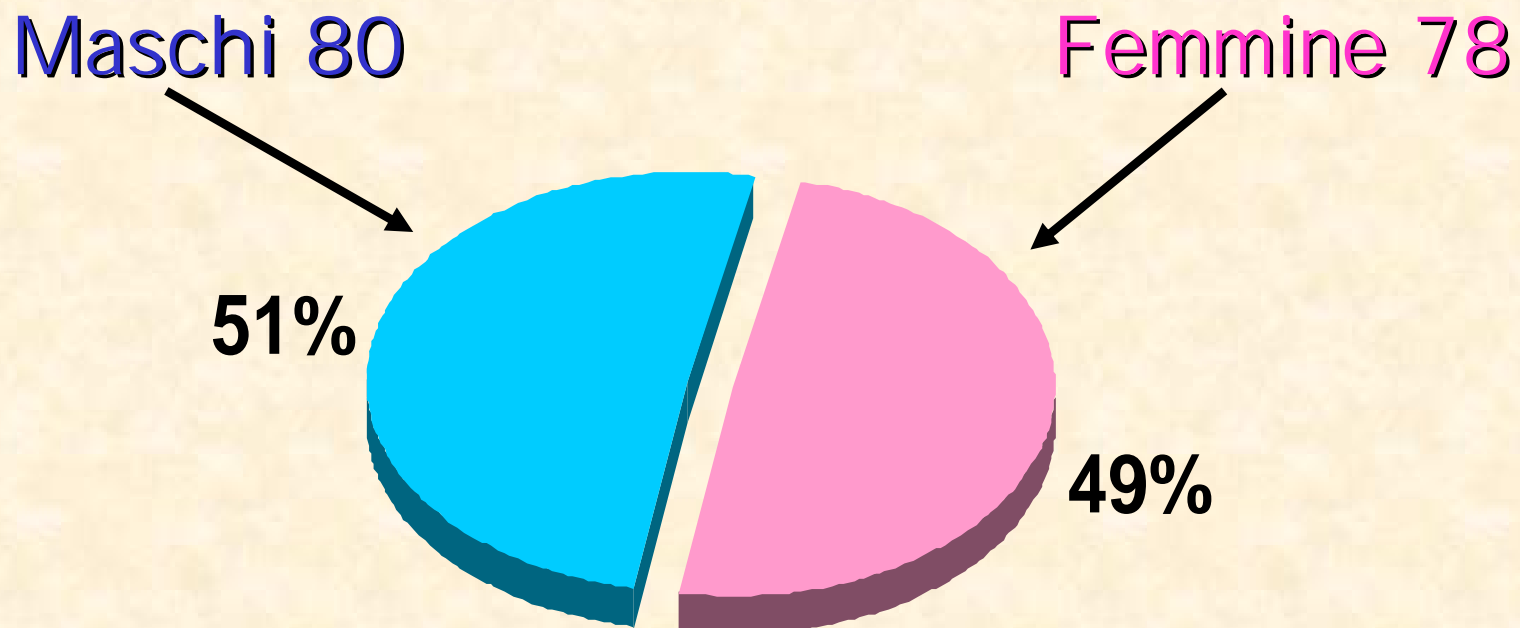
Femmine ultra 60enni
Residenti= 277
Iscritte SPI= 78



inizio

TREDOZIO

Iscritti SPI= 158



inizio

ultra 60enni

	Residenti	Iscritti SPI	% rispetto Residenti
GALEATA	678	392	57,8 %
CIVITELLA	1.123	624	55,6 %
PREDAPPIO	1.841	1.017	55,2 %
DOVADOLA	511	273	53,4 %
ROCCA S.CASCIANO	679	326	48,0 %
S.SOFIA	1.383	643	46,5 %
CASTROCARO T.del SOLE	1.814	839	46,3 %
MODIGLIANA	1.310	596	45,5 %
PORTICO S.BENEDETTO	324	147	45,4 %
BERTINORO	2.522	982	38,9 %
FORLIMPOPOLI	3.451	1.292	37,4 %
PREMILCUORE	350	131	37,4 %
MELDOLA	2.851	966	33,9 %
TREDOZIO	486	158	32,5 %
FORLI'	33.721	9.191	27,3 %
Circondario Forlivese	53.044	17.577	33,1 %

inizio

Iscritti SPI

	Totale	Maschi	%	Femmine	%
TREDOZIO	158	80	50,6 %	78	49,4 %
BERTINORO	982	483	49,2 %	499	50,8 %
PREMILCUORE	131	63	48,1 %	68	51,9 %
PREDAPPIO	1.017	474	46,6 %	543	53,4 %
FORLIMPOPOLI	1.292	596	46,1 %	696	53,9 %
FORLI'	9.191	4.234	46,1 %	4.957	53,9 %
MELDOLA	966	440	45,5 %	526	54,5 %
MODIGLIANA	596	271	45,5 %	325	54,5 %
PORTICO S.BENEDETTO	147	66	44,9 %	81	55,1 %
DOVADOLA	273	121	44,3 %	152	55,7 %
GALEATA	392	173	44,1 %	219	55,9 %
S.SOFIA	643	280	43,5 %	363	56,5 %
CASTROCARO T.del SOLE	839	358	42,7 %	481	57,3 %
CIVITELLA	624	248	39,7 %	376	60,3 %
ROCCA S.CASCIANO	326	129	39,6 %	197	60,4 %
Circondario Forlivese	17.577	8.016	45,6 %	9.561	54,4 %